










1. What is your age?

		Response Percent	Response Count
under 20		0.2%	1
20-39		6.3%	28
40-59		50.1%	223
60-79		40.4%	180
80 or older		2.9%	13
answered question			445
skipped question			2

2. What is your gender?

		Response Percent	Response Count
Male		26.7%	119
Female		72.8%	324
Other		0.4%	2
answered question			445
skipped question			2

3. If you live in the United States, in which state do you currently reside?

	Response Percent	Response Count
State: 	100.0%	429
	answered question	429
	skipped question	18

4. If you live outside the United States, please indicate your country of residence.

	Response Count	
	15	
	answered question	15
	skipped question	432




5. How concerned are you about the reported problems with the new wireless Smart Grid utility meters, also known as Smart Meters (AMR, AMI, AED)? Check all that apply.

	Very concerned	Concerned	Unconcerned	Unsure	Rating Average	Response Count
Increased utility rates	59.7% (258)	30.3% (131)	7.6% (33)	2.3% (10)	1.53	432
Inaccurate utility bills, overcharges	60.7% (259)	30.0% (128)	7.0% (30)	2.3% (10)	1.51	427
Privacy risks	71.8% (310)	20.4% (88)	5.8% (25)	2.1% (9)	1.38	432
Security risks	70.2% (299)	19.7% (84)	6.6% (28)	3.5% (15)	1.43	426
Interference	62.6% (266)	29.6% (126)	5.4% (23)	2.4% (10)	1.48	425
Health and environmental impacts	91.1% (399)	4.8% (21)	3.2% (14)	0.9% (4)	1.14	438
Fire risk, burned out appliances	59.9% (255)	28.6% (122)	8.5% (36)	3.1% (13)	1.55	426
Waste of existing, functional meters	62.2% (268)	27.4% (118)	7.7% (33)	2.8% (12)	1.51	431
Loss of meter reader jobs	59.6% (255)	28.0% (120)	9.1% (39)	3.3% (14)	1.56	428
				Other concerns		166
				answered question		441
				skipped question		6




6. Please indicate the name of your utility provider(s)

	Response Count
	421
answered question	421
skipped question	26







7. Do you believe wireless devices can cause health problems?

		Response Percent	Response Count
Yes		91.6%	403
No		1.8%	8
I do not know		6.6%	29
answered question			440
skipped question			7








8. Are you, or is a member of your household, EMF sensitive? (EMF sensitivity is also called electrical sensitivity, or electrohypersensitivity)

		Response Percent	Response Count
yes		48.7%	214
no		11.2%	49
I don't know		40.1%	176
answered question			439
skipped question			8

9. Have you had a new wireless utility meter installed on your home?

		Response Percent	Response Count
Yes, 1-2 meters		35.0%	143
Yes, 3-4 meters		2.2%	9
Yes, 5-8 meters		0.7%	3
Yes, more than 8 meters		3.4%	14
I don't know		5.6%	23
No		53.1%	217
	Comments		137
	answered question		409
	skipped question		38

10. If yes, how long ago was it installed on your home?

		Response Percent	Response Count
Within the last month		2.6%	8
One to three months ago		5.1%	16
Three to six months ago		11.2%	35
Six months to a year ago		16.3%	51
More than a year ago		17.3%	54
I don't know		7.7%	24
Does not apply		39.7%	124
	answered question		312
	skipped question		135








11. If yes, please indicate the type of new meter installed on your home. Check all that apply.

		Response Percent	Response Count
Electric		53.7%	160
Gas		32.2%	96
Water		6.0%	18
Does not apply		39.6%	118
		answered question	298
		skipped question	149




12. If yes, have your bills increased, decreased or stayed about the same ?

		Response Percent	Response Count
Stayed about the same		14.4%	43
Increased by 10%		8.4%	25
Increased by 20% or more		7.4%	22
Our bills have doubled, tripled, or more		4.7%	14
Decreased by 10%		0.3%	1
Decreased by 20%		0.3%	1
Decreased by more than 20%		0.7%	2
I don't know		22.1%	66
Does not apply		41.6%	124
	Comments		43
	answered question		298
	skipped question		149













13. If yes, have you experienced interference, damaged equipment, or a fire since the new meter(s) has been installed? Check all that apply.

		Response Percent	Response Count
Interference with security system, smoke alarms, lights, baby monitors, ceiling fans, garage door openers, or other		10.1%	28
Interference with AM/FM radio, ham radio, cell, or cordless phones		12.3%	34
Interference with GFI's or AFCI's		2.5%	7
Interference with medical implant device		1.1%	3
Burned out appliances or damaged electronics including TV, stereo, computer, refrigerator, other		7.9%	22
Smart Meter exploded or caught fire		0.0%	0
House fire		0.0%	0
I don't know		20.9%	58
Does not apply		59.2%	164
		Comments	51
		answered question	277
		skipped question	170
















14. Do you have new wireless utility meters deployed in your neighborhood, apartment building, area, town or city?











		Response Percent	Response Count
Yes		75.6%	298
No		6.3%	25
I don't know		18.0%	71
answered question			394
skipped question			53

15. Please describe the placement of the wireless utility meters in relation to where you live. Check all that apply.








		Response Percent	Response Count
On a bedroom wall		15.1%	56
On a living room or office wall		12.9%	48
On a kitchen wall		4.6%	17
On a bathroom wall		1.6%	6
Outside a garage wall		15.1%	56
Detached from the home		6.7%	25
At my workplace		7.5%	28
In my neighborhood, apartment building, or in the vicinity near my home		41.8%	155
Repeater, collector or relay antennae is located in the area		16.2%	60
In my town or city		33.7%	125
I don't know		9.4%	35
Does not apply		9.2%	34
	Other (please specify)		51
answered question			371
skipped question			76

16. Have you, or anyone in your household, experienced new or worsened health symptoms since the new wireless utility meters have been installed on your home, in your neighborhood, apartment building, area, town or city? Check all that apply.




		Response Percent	Response Count
Sleep problems (insomnia, difficulty falling asleep, night waking, nightmares)		38.6%	157
Headaches, sharp pain or pressure in the head		31.9%	130
Stress, agitation, anxiety, irritability		33.7%	137
Ringling in the ears, ear pain, high pitched ringing		29.7%	121
Cardiac symptoms, heart palpitations, heart arrhythmias, chest pain		20.1%	82
Disorientation, dizziness, or balance problems		25.8%	105
Concentration, memory or learning problems		27.0%	110
Eye problems, including eye pain, pressure in the eyes, blurred vision		20.1%	82
Respiratory problems, cough, asthma		10.8%	44
Endocrine disorders, thyroid problems, diabetes		6.9%	28
Sinus problems, nose bleeds		11.3%	46
Arthritis, body pain, sharp, stabbing pains		14.3%	58
Leg cramps, or neuropathy		15.0%	61
Fatigue, muscle or physical weakness		26.8%	109
Nausea, flu-like symptoms		13.5%	55

Skin rashes, facial flushing		9.8%	40
Changes in menstrual cycle		4.2%	17
High blood pressure		5.9%	24
Urinary problems		6.9%	28
Hyperactivity or changes in children's behavior		3.2%	13
Seizures		1.2%	5
Recurrence of cancer		1.2%	5
None of the above		6.6%	27
I don't know		19.2%	78
Does not apply		21.9%	89
Other (please specify)			67
answered question			407
skipped question			40






17. Do you have one or more of the following? Check all that apply.

		Response Percent	Response Count
Metal dental crowns or bridges		48.2%	179
Mercury amalgam dental fillings		51.5%	191
Metal dental braces		3.2%	12
Dental implants		7.8%	29
Metal joints or metal plates		8.6%	32
Medical implant device such as a pace maker		3.0%	11
Does not apply		26.4%	98
	Other (please specify)		24
	answered question		371
	skipped question		76




18. If you have experienced problems with the new wireless utility meter(s), have you complained to the utility company?

		Response Percent	Response Count
Yes		34.3%	128
No		18.0%	67
Does not apply		47.7%	178
	answered question		373
	skipped question		74






19. If you complained to the utility company about the new wireless utility meter(s), how satisfied are you about how they handled your complaint?

		Response Percent	Response Count
Very satisfied		0.6%	2
Satisfied		1.1%	4
Unsatisfied		9.6%	34
Very unsatisfied		34.9%	124
Does not apply		53.8%	191
	Comments		96
	answered question		355
	skipped question		92

20. If you have experienced problems with the new wireless utility meter(s), have you complained to your Public Utilities Commission or similar utility oversight commission?

		Response Percent	Response Count
Yes		27.1%	100
No		22.8%	84
Does not apply		50.1%	185
	answered question		369
	skipped question		78




21. If yes, how satisfied are you with how they handled your complaint?

		Response Percent	Response Count
Very satisfied		0.3%	1
Satisfied		0.6%	2
Unsatisfied		7.6%	25
Very unsatisfied		22.7%	75
Does not apply		68.8%	227

Comments 50

answered question	330
skipped question	117

22. Would you prefer to retain or restore the analog (also known as electromechanical meter) utility meters and a meter reader?

		Response Percent	Response Count
Yes		94.1%	364
No		2.8%	11
I don't know		3.1%	12

answered question	387
skipped question	60







23. If yes, do you think you should pay more for the analog service?

		Response Percent	Response Count
Yes	<input type="checkbox"/>	2.8%	11
No	<input type="checkbox"/>	88.6%	343
I don't know	<input type="checkbox"/>	5.2%	20
Does not apply	<input type="checkbox"/>	3.4%	13
answered question			387
skipped question			60

24. Anything else you'd like to add?

	Response Count
	168
answered question	168
skipped question	279

25. If you give permission for the EMF Safety Network to publish your comments, please provide your name and contact information. Only your name, town and state will be published, your contact information will be kept private.

		Response Percent	Response Count
Name:		94.2%	226
City/Town:		95.8%	230
State:		97.5%	234
Country:		89.6%	215
Email Address:		84.6%	203
Phone Number:		62.5%	150
		answered question	240
		skipped question	207